




INSTRUCCIONES:

1. Imprime **sin ajustar** tamaño carta la versión que prefieras (molde o cursiva)
2. Recorta.
3. Utiliza los planetas de papel o tu Astronomic para mostrar a tu pequeño que a cada silueta le corresponde un planeteta.
4. Retira los planetas y busquen juntos los planetas de cada tarjeta.






Uranus




Neptune






Júpiter




Saturno






Tierra




Marte







Venus



Mercurio




Uranus




Neptune






Jupiter




Saturne






Tierra




Marte





Mercurio



Venus

